

DULAG, LEYTE - HSWG Partner Reporting Recovery Shelter Activities (as of 06-OCT-2014)

The graphs shown below represent the sum of households who have received (HH reached) or who will receive (HH targeted or underway) recovery shelter support by HSWG partner agencies. Numbers reached are those reported to the HSWG by 6th October 2014. Household number do not represent the total needs by Barangay - for this, consult with relevant Barangay or Municipality. PLEASE NOTE - scale differs in each graph.

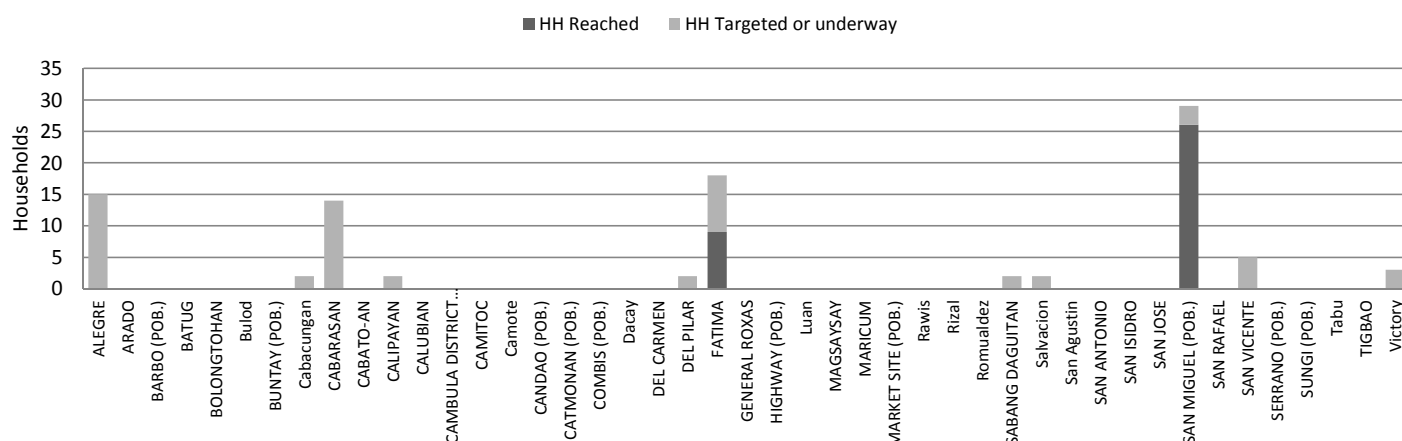
For explanation of intervention types, please see Shelter Cluster Recovery guidelines:

<https://www.sheltercluster.org/Asia/Philippines/Typhoon%20Haiyan%202013/Documents/Recovery%20Shelter%20Guidelines.pdf>

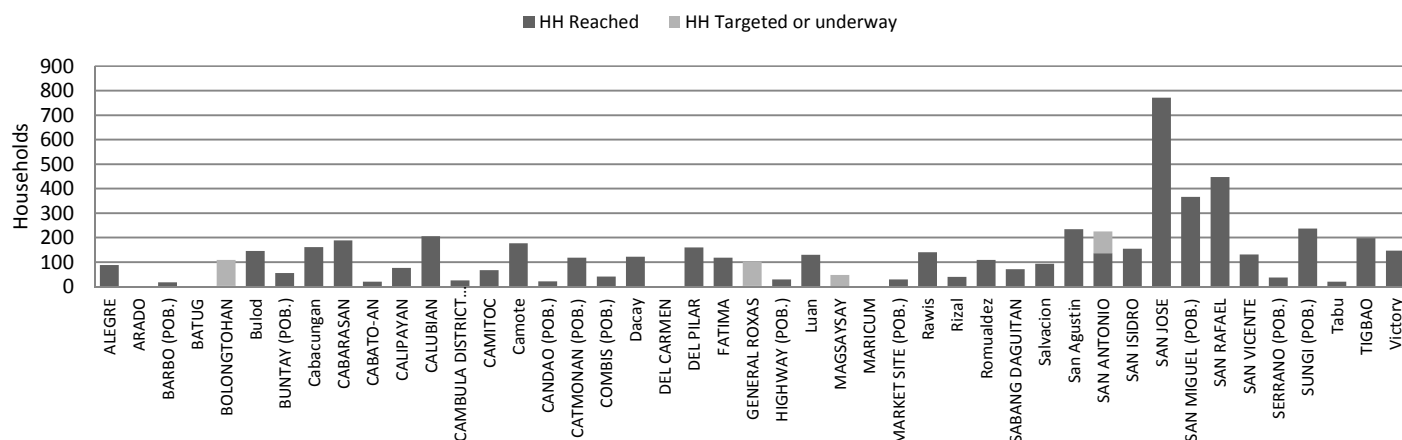
The full data set of HSWG data can be found here:

<https://www.sheltercluster.org/Asia/Philippines/Typhoon%20Haiyan%202013/Documents/20141003%20HSWG%20Database%20for%20website.xlsx>

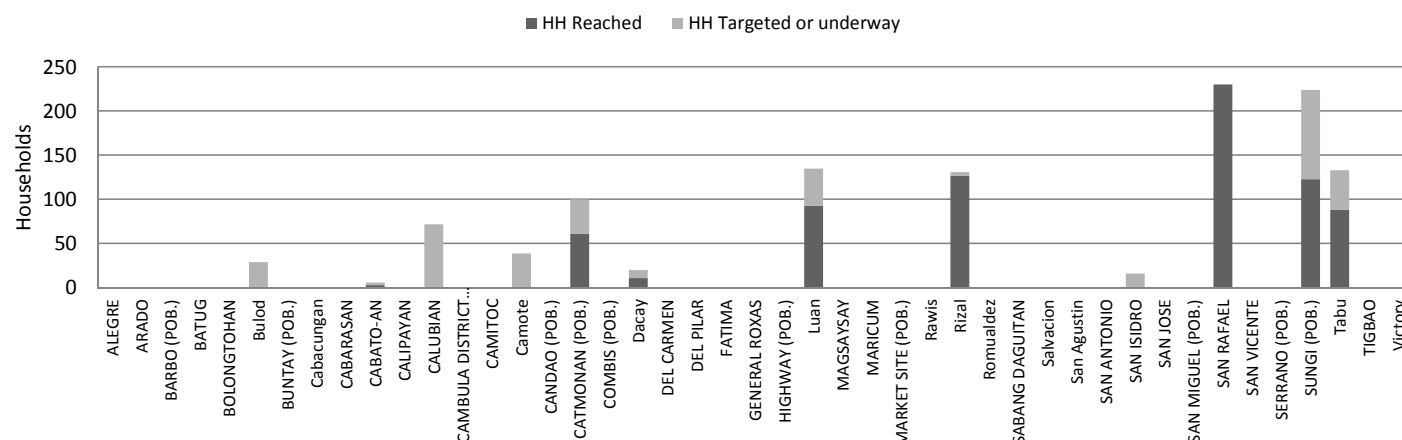
Temporary Shelter



Repairs & Retrofit - Support for Self Recovery Shelter Kit



Repairs & Retrofit - Minor & Major Repairs



DULAG, LEYTE - HSWG Partner Reporting Recovery Shelter Activities (as of 06-OCT-2014)

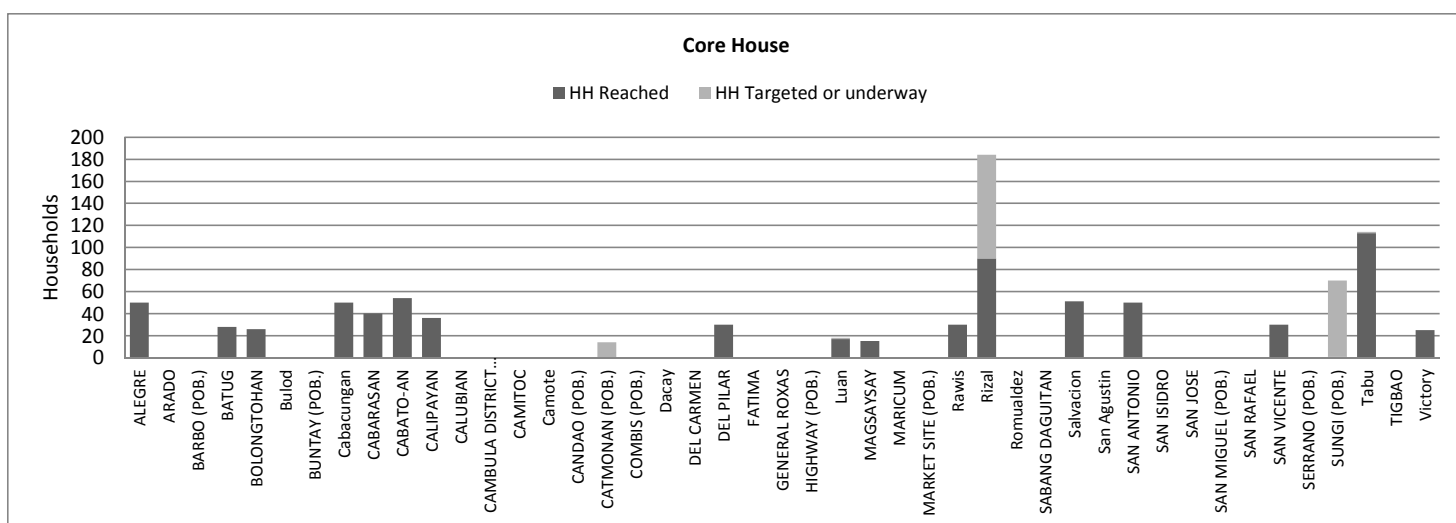
The graphs shown below represent the sum of households who have received (HH reached) or who will receive (HH targeted or underway) recovery shelter support by HSWG partner agencies. Numbers reached are those reported to the HSWG by 6th October 2014. Household number do not represent the total needs by Barangay - for this, consult with relevant Barangay or Municipality. PLEASE NOTE - scale differs in each graph.

For explanation of intervention types, please see Shelter Cluster Recovery guidelines:

<https://www.sheltercluster.org/Asia/Philippines/Typhoon%20Haiyan%202013/Documents/Recovery%20Shelter%20Guidelines.pdf>

The full data set of HSWG data can be found here:

<https://www.sheltercluster.org/Asia/Philippines/Typhoon%20Haiyan%202013/Documents/20141003%20HSWG%20Database%20for%20website.xlsx>





DULAG - HSWG Partner reporting

Recovery Shelter activities (as of 06-OCT-2014)

Interventions By AGENCIES

The data shown below represent the sum of households who have received (HH reached) or who will receive (HH targeted or underway) recovery shelter support by HSWG partner agencies. Numbers reached are those reported to the HSWG by 6th October 2014. The full data set of HSWG data can be found here:

<https://www.sheltercluster.org/Asia/Philippines/Typhoon%20Haiyan%202013/Documents/20141003%20HSWG%20Database%20for%20website.xlsb>

Agency	Temporary Shelter		Repairs & Retrofit		Core House		Permanent House		Total HH Reached	Total HH Targeted
	HH Reached	HH Targeted	HH Reached	HH Targeted	HH Reached	HH Targeted	HH Reached	HH Targeted		
Green Mindanao			342	342					342	342
Habitat for Humanity			230	230					230	230
HOPE International Development Agency, Japan			600	600					600	600
ICAN Foundation			2,481	2,822					2,481	2,822
Medair					601	601			601	601
Plan International			277	277					277	277
PRC - German Red Cross			495	729	135	314			630	1,043
World Renew/CRCP-DRT			11	176					11	176
World Vision	35	94	1,421	1,421					1,456	1,515
Grand Total	35	94	5,857	6,597	736	915			6,628	7,606



DULAG - HSWG Partner reporting

Recovery Shelter activities (as of 06-OCT-2014)

Interventions By BARANGAYS

The data shown below represent the sum of households who have received (HH reached) or who will receive (HH targeted or underway) recovery shelter support by HSWG partner agencies. Numbers reached are those reported to the HSWG by 6th October 2014. The full data set of HSWG data can be found [here](https://www.sheltercluster.org/Asia/Philippines/Typhoon%20Haiyan%202013/Documents/20141003%20HSWG%20Database%20for%20website.xlsx):

<https://www.sheltercluster.org/Asia/Philippines/Typhoon%20Haiyan%202013/Documents/20141003%20HSWG%20Database%20for%20website.xlsx>

	Temporary Shelter		Repairs & Retrofit		Core House		Permanent House		Total HH Reached	Total HH Target
Barangay	HH Reached	HH Target	HH Reached	HH Target	HH Reached	HH Target	HH Reached	HH Target		
ALEGRE	0	15	88	88	50	50			138	153
ARADO			1	1					1	1
BARBO (POB.)			18	18					18	18
BATUG					28	28			28	28
BOLONGTOHAN			4	109	26	26			30	135
Bulod			146	175					146	175
BUNTAY (POB.)			56	56					56	56
Cabacungan	0	2	161	161	50	50			211	213
CABARASAN	0	14	189	189	40	40			229	243
CABATO-AN			24	27	54	54			78	81
CALIPAYAN	0	2	76	76	36	36			112	114
CALUBIAN			206	278					206	278
CAMBULA DISTRICT (POB.)			26	26					26	26
CAMITOC			67	67					67	67
Camote			177	216					177	216
CANDAO (POB.)			22	22					22	22
CATMONAN (POB.)			180	219	0	14			180	233
COMBIS (POB.)			41	41					41	41
Dacay			133	142					133	142
DEL CARMEN										
DEL PILAR	0	2	160	160	30	30			190	192
FATIMA	9	18	119	119					128	137
GENERAL ROXAS			4	103					4	103
HIGHWAY (POB.)			30	30					30	30
Luan			223	265	17	18			240	283
MAGSAYSAY			0	48	15	15			15	63
MARICUM										
MARKET SITE (POB.)			29	29					29	29
Rawis			141	141	30	30			171	171
Rizal			167	171	90	184			257	355
Romualdez			109	109					109	109
SABANG DAGUITAN	0	2	71	71					71	73
Salvacion	0	2	94	94	51	51			145	147
San Agustin			234	234					234	234
SAN ANTONIO			137	226	50	50			187	276
SAN ISIDRO			155	171					155	171
SAN JOSE			771	771					771	771
SAN MIGUEL (POB.)	26	29	367	367					393	396
SAN RAFAEL			448	448					448	448
SAN VICENTE	0	5	131	131	30	30			161	166
SERRANO (POB.)			38	38					38	38
SUNGI (POB.)			360	461	1	70			361	531
Tabu			109	154	113	114			222	268
TIGBAO			198	198					198	198
Victory	0	3	147	147	25	25			172	175
Grand Total	35	94	5,857	6,597	736	915			6,628	7,606



DULAG - HSWG Partner reporting

Recovery Shelter activities (as of 06-OCT-2014)

Interventions By BARANGAYS & AGENCIES

The data shown below represent the sum of households who have received (HH reached) or who will receive (HH targeted or underway) recovery shelter support by HSWG partner agencies. Numbers reached are those reported to the HSWG by 6th October 2014. The full data set of HSWG data can be found here:

<https://www.sheltercluster.org/Asia/Philippines/Typhoon%20Haiyan%202013/Documents/20141003%20HSWG%20Database%20for%20website.xlsx>

	Temporary Shelter		Repairs & Retrofit		Core House		Permanent House		Total HH Reached	Total HH Target
Barangays & Agency	HH Reached	HH Target	HH Reached	HH Target	HH Reached	HH Target	HH Reached	HH Target		
ALEGRE	0	15	88	88	50	50			138	153
Medair					50	50			50	50
World Vision	0	15	88	88					88	103
ARADO			1	1					1	1
HOPE International Development Agency, Japan			1	1					1	1
BARBO (POB.)			18	18					18	18
HOPE International Development Agency, Japan			18	18					18	18
BATUG					28	28			28	28
Medair					28	28			28	28
BOLONGTOHAN			4	109	26	26			30	135
HOPE International Development Agency, Japan			4	4					4	4
ICAN Foundation			0	105					0	105
Medair					26	26			26	26
Bulod			146	175					146	175
HOPE International Development Agency, Japan			1	1					1	1
ICAN Foundation			145	145					145	145
World Renew/CRCP-DRT			0	29					0	29
BUNTAY (POB.)			56	56					56	56
Green Mindanao			25	25					25	25
HOPE International Development Agency, Japan			31	31					31	31
Cabacungan	0	2	161	161	50	50			211	213
HOPE International Development Agency, Japan			13	13					13	13
Medair					50	50			50	50
World Vision	0	2	148	148					148	150
CABARASAN	0	14	189	189	40	40			229	243
Medair					40	40			40	40
Plan International			132	132					132	132
World Vision	0	14	57	57					57	71
CABATO-AN			24	27	54	54			78	81
HOPE International Development Agency, Japan			21	21					21	21
Medair					40	40			40	40
PRC - German Red Cross			3	6	14	14			17	20
CALIPAYAN	0	2	76	76	36	36			112	114
HOPE International Development Agency, Japan			1	1					1	1
Medair					36	36			36	36
World Vision	0	2	75	75					75	77
CALUBIAN			206	278					206	278
ICAN Foundation			206	206					206	206
World Renew/CRCP-DRT			0	72					0	72
CAMBULA DISTRICT (POB.)			26	26					26	26
HOPE International Development Agency, Japan			26	26					26	26
CAMITOC			67	67					67	67
ICAN Foundation			67	67					67	67
Camote			177	216					177	216
HOPE International Development Agency, Japan			1	1					1	1
ICAN Foundation			176	176					176	176
World Renew/CRCP-DRT			0	39					0	39
CANDAO (POB.)			22	22					22	22
HOPE International Development Agency, Japan			22	22					22	22
CATMONAN (POB.)			180	219	0	14			180	233

**DULAG - HSWG Partner reporting****Recovery Shelter activities (as of 06-OCT-2014)****Interventions By BARANGAYS & AGENCIES**

The data shown below represent the sum of households who have received (HH reached) or who will receive (HH targeted or underway) recovery shelter support by HSWG partner agencies. Numbers reached are those reported to the HSWG by 6th October 2014. The full data set of HSWG data can be found here:

<https://www.sheltercluster.org/Asia/Philippines/Typhoon%20Haiyan%202013/Documents/20141003%20HSWG%20Database%20for%20website.xlsx>

	Temporary Shelter		Repairs & Retrofit		Core House		Permanent House		Total HH Reached	Total HH Target
Barangays & Agency	HH Reached	HH Target	HH Reached	HH Target	HH Reached	HH Target	HH Reached	HH Target		
HOPE International Development Agency, Japan			34	34					34	34
PRC - German Red Cross			61	100	0	14			61	114
World Vision			85	85					85	85
COMBIS (POB.)			41	41					41	41
HOPE International Development Agency, Japan			41	41					41	41
Dacay			133	142					133	142
HOPE International Development Agency, Japan			2	2					2	2
ICAN Foundation			120	120					120	120
World Renew/CRCP-DRT			11	20					11	20
DEL CARMEN										
DEL PILAR	0	2	160	160	30	30			190	192
HOPE International Development Agency, Japan			35	35					35	35
Medair					30	30			30	30
World Vision	0	2	125	125					125	127
FATIMA	9	18	119	119					128	137
World Vision	9	18	119	119					128	137
GENERAL ROXAS			4	103					4	103
HOPE International Development Agency, Japan			4	4					4	4
ICAN Foundation			0	99					0	99
HIGHWAY (POB.)			30	30					30	30
HOPE International Development Agency, Japan			30	30					30	30
Luan			223	265	17	18			240	283
HOPE International Development Agency, Japan			23	23					23	23
ICAN Foundation			107	107					107	107
PRC - German Red Cross			93	135	17	18			110	153
MAGSAYSAY			0	48	15	15			15	63
ICAN Foundation			0	48					0	48
Medair					15	15			15	15
MARICUM										
MARKET SITE (POB.)			29	29					29	29
HOPE International Development Agency, Japan			29	29					29	29
Rawis			141	141	30	30			171	171
HOPE International Development Agency, Japan			30	30					30	30
Medair					30	30			30	30
World Vision			111	111					111	111
Rizal			167	171	90	184			257	355
HOPE International Development Agency, Japan			40	40					40	40
Medair					50	50			50	50
PRC - German Red Cross			127	131	40	134			167	265
Romualdez			109	109					109	109
HOPE International Development Agency, Japan			3	3					3	3
ICAN Foundation			106	106					106	106
SABANG DAGUITAN	0	2	71	71					71	73
World Vision	0	2	71	71					71	73
Salvacion	0	2	94	94	51	51			145	147
HOPE International Development Agency, Japan			5	5					5	5
Medair					51	51			51	51
World Vision	0	2	89	89					89	91
San Agustin			234	234					234	234



DULAG - HSWG Partner reporting

Recovery Shelter activities (as of 06-OCT-2014)

Interventions By BARANGAYS & AGENCIES

The data shown below represent the sum of households who have received (HH reached) or who will receive (HH targeted or underway) recovery shelter support by HSWG partner agencies. Numbers reached are those reported to the HSWG by 6th October 2014. The full data set of HSWG data can be found here:

<https://www.sheltercluster.org/Asia/Philippines/Typhoon%20Haiyan%202013/Documents/20141003%20HSWG%20Database%20for%20website.xlsx>

Barangays & Agency	Temporary Shelter		Repairs & Retrofit		Core House		Permanent House		Total HH Reached	Total HH Target
	HH Reached	HH Target	HH Reached	HH Target	HH Reached	HH Target	HH Reached	HH Target		
HOPE International Development Agency, Japan			1	1					1	1
ICAN Foundation			233	233					233	233
SAN ANTONIO			137	226	50	50			187	276
ICAN Foundation			0	89					0	89
Medair					50	50			50	50
Plan International			137	137					137	137
SAN ISIDRO			155	171					155	171
HOPE International Development Agency, Japan			1	1					1	1
ICAN Foundation			154	154					154	154
World Renew/CRCP-DRT			0	16					0	16
SAN JOSE			771	771					771	771
HOPE International Development Agency, Japan			8	8					8	8
ICAN Foundation			763	763					763	763
SAN MIGUEL (POB.)	26	29	367	367					393	396
Green Mindanao			119	119					119	119
HOPE International Development Agency, Japan			26	26					26	26
World Vision	26	29	222	222					248	251
SAN RAFAEL			448	448					448	448
Habitat for Humanity			230	230					230	230
HOPE International Development Agency, Japan			10	10					10	10
ICAN Foundation			208	208					208	208
SAN VICENTE	0	5	131	131	30	30			161	166
HOPE International Development Agency, Japan			6	6					6	6
Medair					30	30			30	30
World Vision	0	5	125	125					125	130
SERRANO (POB.)			38	38					38	38
HOPE International Development Agency, Japan			30	30					30	30
Plan International			8	8					8	8
SUNGI (POB.)			360	461	1	70			361	531
Green Mindanao			198	198					198	198
HOPE International Development Agency, Japan			39	39					39	39
PRC - German Red Cross			123	224	1	70			124	294
Tabu			109	154	113	114			222	268
HOPE International Development Agency, Japan			21	21					21	21
Medair					50	50			50	50
PRC - German Red Cross			88	133	63	64			151	197
TIGBAO			198	198					198	198
HOPE International Development Agency, Japan			2	2					2	2
ICAN Foundation			196	196					196	196
Victory	0	3	147	147	25	25			172	175
HOPE International Development Agency, Japan			41	41					41	41
Medair					25	25			25	25
World Vision	0	3	106	106					106	109
Grand Total	35	94	5,857	6,597	736	915			6,628	7,606